

Data Sheet

A 24 R Supra Kronenflex® cutting-off wheels for Steel



Class Supra

Aggressiveness ☒ ☒ ☒ ☒ ☐ ☐

Service life ☒ ☒ ☒ ☒ ☒ ☐

Bond ☒ ☒ ☒ ☒ ☒ ☐

Applications

Steel ☒

Stainless steel ☐

Castings ☐

Optimised for many fields of application – the A 24 R Supra Kronenflex cutting-off wheels

The Kronenflex cutting-off wheel A 24 R Supra offers optimised properties for a wide variety of steel processing applications that stem from its structure and grain composition. Its wide-ranging application options include work on such materials as

- steel,
- stainless steel and
- cast iron.

Wide choice of dimensions for all angle grinders




Offered in the Supra performance class, Klingspor also lets customers choose between different sizes. The A 24 R Supra is furthermore offered with different shapes: flat and with a depressed centre. This allows the wheel to fit on all standard **angle grinders**.









Supra performance class for the perfect cut

The **Kronenflex cutting-off wheels** grouped in the Supra performance class are suitable for a plethora of applications thanks to their versatility. They are distinguished by extra long service life and powerful cutting performance. Unlike natural abrasive grain, the synthetically made grain Klingspor uses for their abrasives ensures that the abrasive will retain their removal rate over time.

Long years of experience guarantee quality and safety

Klingspor is the embodiment of a company that can guarantee high safety standards thanks to their long years of experience. The **Kronenflex cutting-off wheels** have been tested according to oSa guidelines and comply with European safety standard EN 12413. The symbiosis formed by synthetic grain, a variety of liquid and dry resins and the glass fibre mesh integrated to reinforce the cutting-off wheel guarantees a first-rate tool.

Diameter in mm	Thickness in mm	Bore in mm	Form	Vmax in m/s	Max. RPM in rpm	structural shape	characteristic	machine type	Cat.number
125	2,5	22,23		80	12.200	flat	SUPRA	angle grinder	13295
115	2,5	22,23		80	13.300	flat	SUPRA	angle grinder	13297
180	3	22,23		80	8.500	flat	SUPRA	angle grinder	13456

230	3	22,23		80	6.600	flat	SUPRA	angle grinder	13464
115	2,5	22,23		80	13.300	depressed centre	SUPRA	angle grinder	13466
180	3	22,23		80	8.500	depressed centre	SUPRA	angle grinder	13470
180	3,5	22,23		80	8.500	depressed centre	SUPRA	angle grinder	13474
230	3	22,23		80	6.600	depressed centre	SUPRA	angle grinder	13478
125	2,5	22,23		80	12.200	depressed centre	SUPRA	angle grinder	13738
100	2,5	16		80	15.300	depressed centre	SUPRA	angle grinder	13754
150	2,5	22,23		80	10.200	flat	SUPRA	angle grinder	6667